

write  
better  
with  
less.



write  
your  
world

### environmental declaration

*Pilot Corporation of Europe - October 2023.*  
Date of validation: 06/10/2023  
Concerned years: 2018/2019/2020/2021/2022



# contents.



## our approach.

### future-proofing our approach.

- 01 Who are we? >
- 02 Our environmental policy >
- 03 Our environmental management system >
- 04 Our analyses >

## our objectives, actions, and results.

### improving by offering responsible products.

- 01 Analyse to improve progress >
- 02 Recycle >
- 03 Reduce >
- 04 Refill >
- 05 Reclaim >
- 06 CO2 compensated >

### improving by minimising the impact of our activity.

- 07 Indicators >
- 08 Water >
- 09 Energy >
- 10 Waste >
- 11 CO<sub>2</sub> emissions >
- 12 Material flows >
- 13 Flora and Fauna, Biodiversity >

## our communication.

### Improving by raising awareness among our employees, stakeholders and consumers.

- 01 Our employees >
- 02 Our stakeholders >
- 03 Our consumers >







future-  
proofing  
our  
approach

for Pilot,  
writing is not  
a trivial act...

Writing confers many virtues and benefits, which is why PILOT brings so much passion to the manufacture of **innovative, sophisticated and sustainable writing** instruments. Since 2003, as a company of Japanese origin, Pilot Corporation of Europe has been deeply committed to **reducing the environmental impact of its business**, in the broadest sense of the term that includes its social, natural and economic dimensions. This concern for the sustainability of our activities is what drives us to continuously improve our stance on environmental issues, with a particular focus on preserving resources and preventing pollution.

Environmental commitment should not merely be about having a vision. It is a principle that must be put into practice, day after day. **Our two environmental acknowledgements** are official proof of our commitment to working within the planet's ecosystems as respectfully as possible.



For many years in Japan, and since March 2006 in Europe, our entire production has been based on an approach that complies with the rigorous **ISO 14001** standard. Better yet, since 2011, we have been part of the small group of companies and/or sites in Europe that have been able to obtain **EMAS registration** after meeting its excellence requirements. Driven by the desire to focus our efforts on the most resource-intensive production stages, we have decided to carry out life cycle analyses to introduce effective improvements throughout our production. We regularly record the greenhouse gas emissions generated by all our activities to measure our environmental performance.

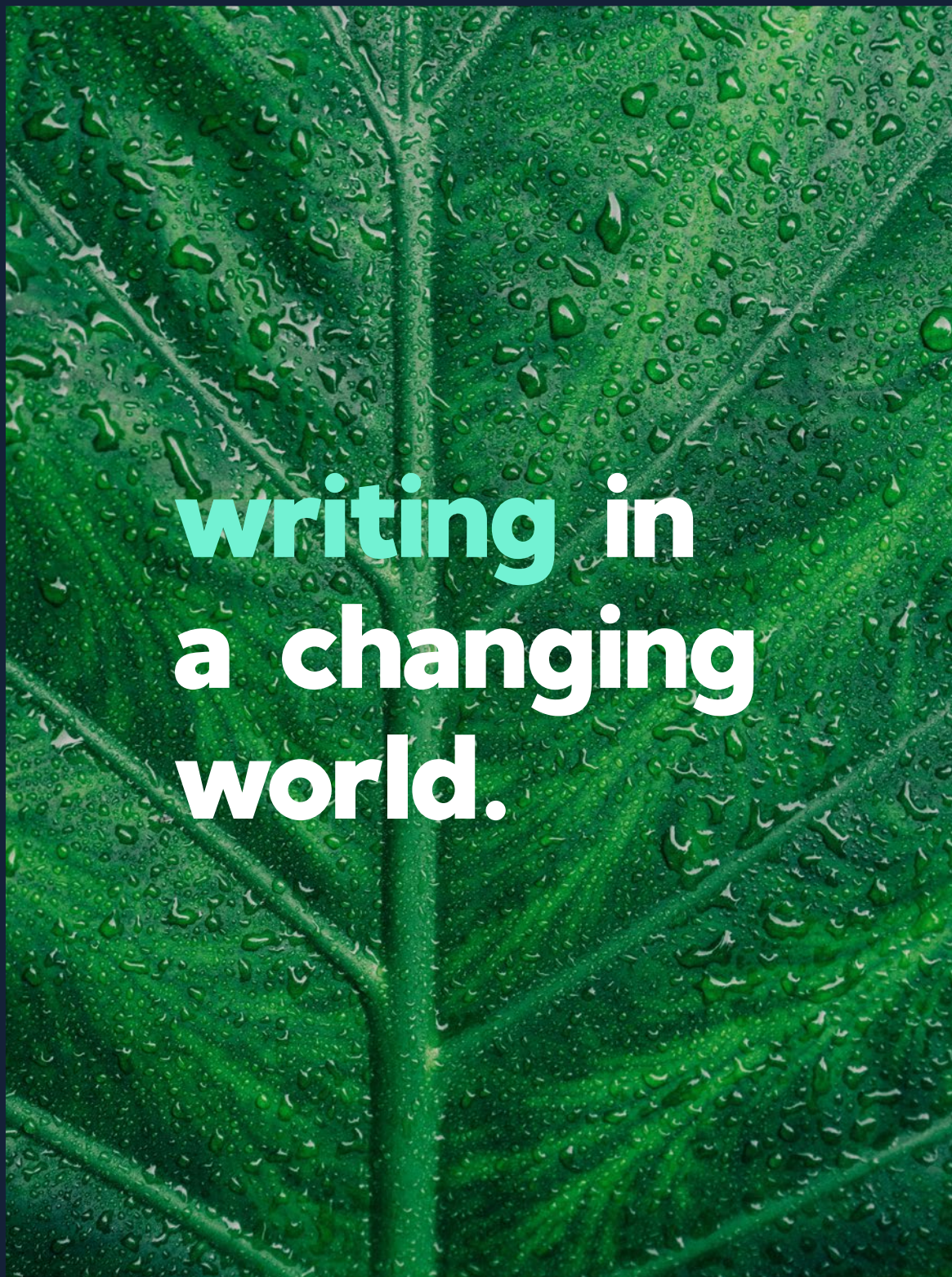


# our approach.



# 01 Who are we?





# writing in a changing world.


## For 100 years...

... Pilot's mission has been to offer its users sophisticated, innovative and sustainable writing solutions.

As a European subsidiary of PILOT Corporation (located in Tokyo, Japan), PILOT Corporation of Europe's mission is to provide marketing, sales and logistics support to the group's six other European subsidiaries and branches, as well as its European distributors, covering more than 40 countries across the continent.

### Several activities take place at the PCE site:

- **An injection workshop**  
for the manufacture of plastic parts.
- **An assembly workshop**  
for the assembly of our cartridges and pens.
- **A packaging workshop**  
for the production of blister packs and displays.
- **A logistic centre**  
for European distribution.
- **A group of offices**  
combining administrative, marketing and sales departments.



# 02 our environmental policy



# environmental policy

## we undertake to...

March 2022.



For many years, protection for the environment has been one of our core concerns. The injection, assembly, packaging, marketing and distribution of the brand's writing instruments for the European market is carried out by PILOT Corporation of Europe, a subsidiary of PILOT Corporation located in Tokyo, Japan. Our production site, located in Allonzier-La-Caille, near Annecy, has set up an environmental management system that is compliant with the requirements of the ISO 14001 standard and the European EMAS regulation.

write your world



### ... offering responsible products.

#### 01. analyse.

To target our efforts with even greater accuracy, life cycle analyses were undertaken as early as 2010 for our main products. Identifying the most impactful steps allowed us to set out a precise action plan whose philosophy based on three pillars: the 4 Rs.

#### 02. the 4R.

- **RECYCLE**  
Give priority, at the maximum, to use recycled plastic.
- **REDUCE**  
Less plastic in our packaging.
- **REFILL**  
Change the refill, not the pen.
- **RECLAIM**  
Reduce pollution collecting plastic wastes in ocean.

### ... assess and minimise the impact of our activities on the environment.

#### 03. prevent.

We prevent industrial risks and all pollution associated with our activities and facilities by implementing action plans and monitoring indicators to identify the impacts linked to changes in our markets. We pay particular attention to the significant environmental impacts associated with waste production, energy consumption and CO2 emissions.

#### 04. preserve.

- We work to protect and preserve natural resources:
- by monitoring and reducing our electricity, gas and water consumption through numerous improvement and investment studies,
  - by optimising the use of our production resources.

### ... raising awareness among our employees, service providers and consumers.

#### 05. communicate.

- Internally with staff to ensure the necessary knowledge, availability and implementation of this policy through our programme.
- Externally to our economic stakeholders, the competent authorities, and any members of the public on request: our environmental policy, our results via the environmental statement, our sustainable purchasing charter. We seek to collaborate with partners who share our values and beliefs.
- Externally to our customers, whether these are distributors or users of our products. Our aim is to inform them of our actions aimed at preserving the environment, to make them aware of our eco-designed ranges, and to educate them about good practices, such as the use of refills, as a means of saving both money and resources.

#### 06. improve.

By continuously improving our performance through monitoring and periodically assessing the effectiveness of our management system, including updates to our environmental goals.

#### 07. invest.

We provide the human and financial resources necessary to achieve the set environmental targets.

### ... be compliant.



#### 08. comply.

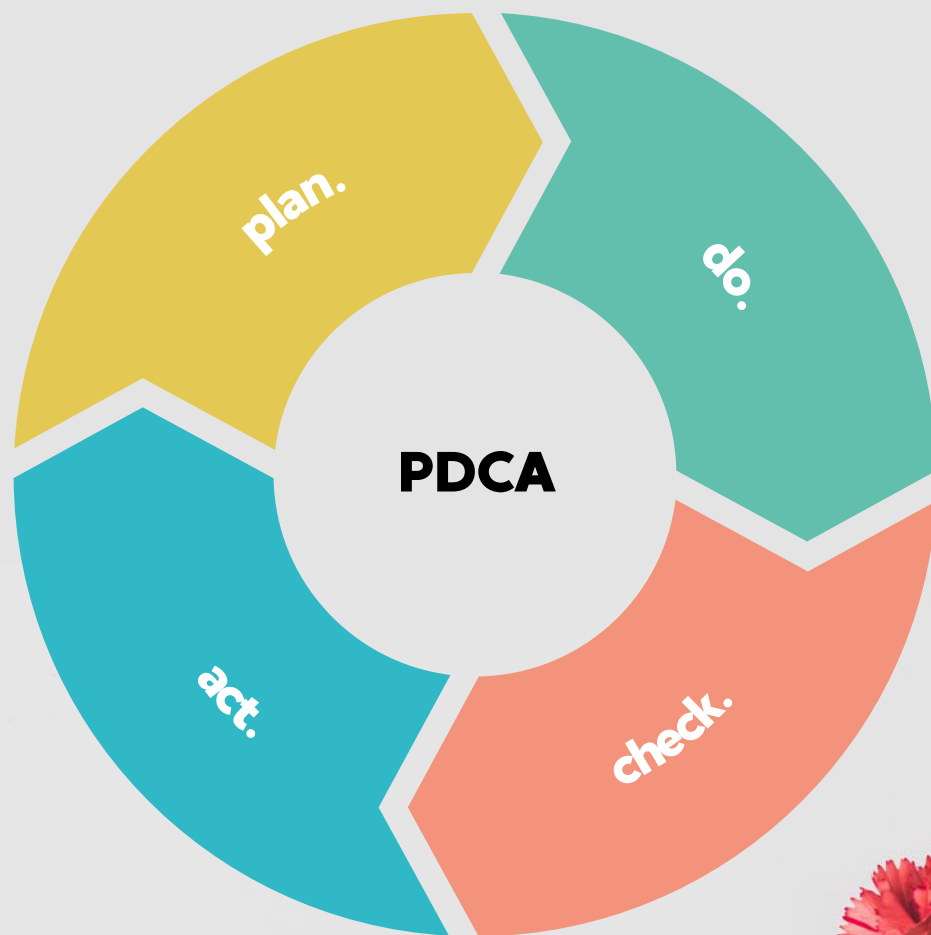
By periodically monitoring our compliance and implementing the actions necessary to comply with applicable legal requirements and our stakeholders' relevant expectations.

Yoshio WADA  
Président Directeur Général



# 03 our environmental management system





## our environmental management system.

**Area of application :**


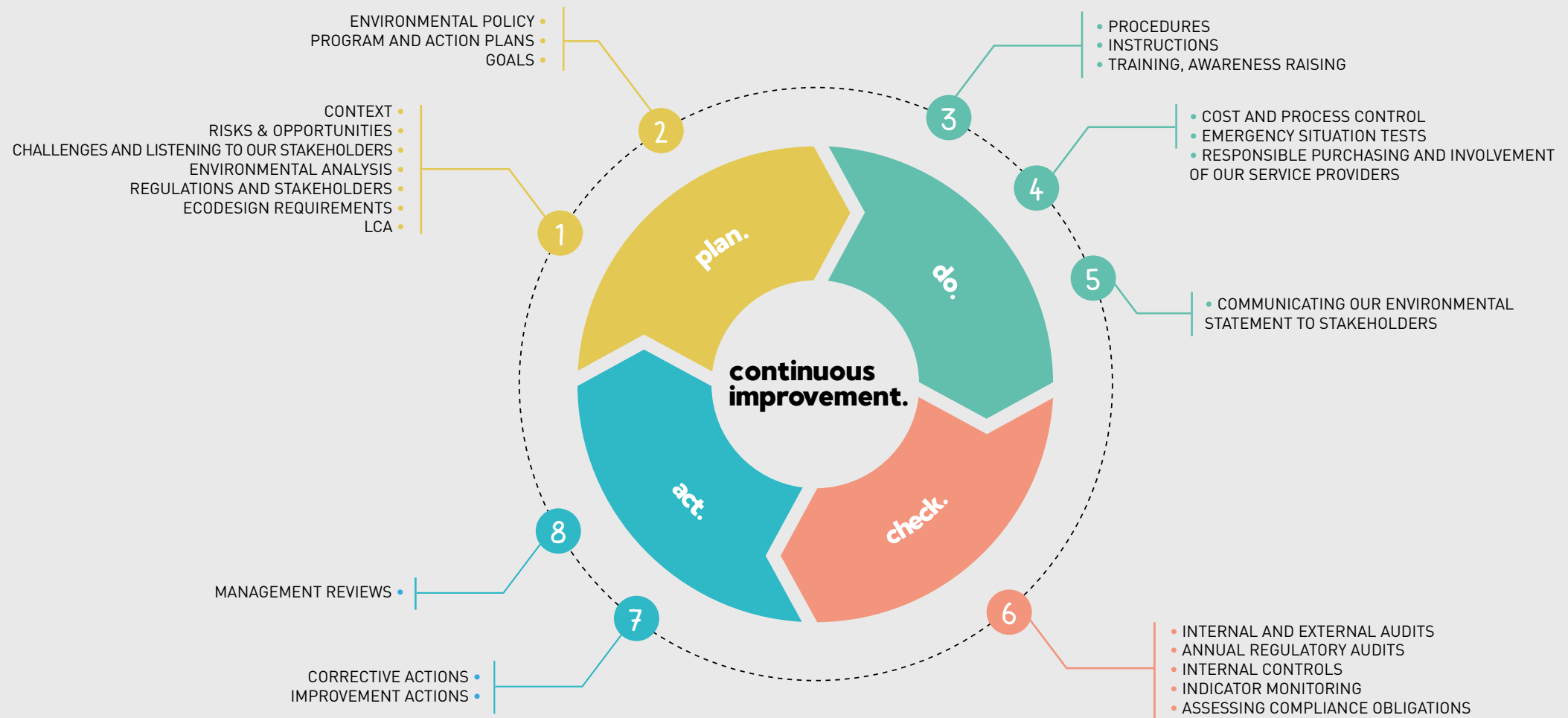
*Injection, assembly, packaging, marketing and distribution of Pilot writing instruments on the European market.*

Our responsible commitment takes effect throughout our company via a structured PDCA (Plan-Do-Check-Act) process. This four-part method (see graph) aims to establish a virtuous cycle that brings about a **continuous improvement in our processes.**




Our Environmental Management System is based on the ISO 14001 standard version (2015). For the last 10 years, it has included the European EMAS requirements (December 2018 version). Working in direct contact with the CEO, the Director of the Health, Safety and Environment division and his team are responsible for the smooth functioning of our SME. A thrice-yearly management review is held with the management committee to carry out a comprehensive assessment of environmental actions, to assess the level of performance achieved via the set targets, and to decide on the improvement actions necessary to meet our commitments.



# steps of our environmental management system.



**04**  
**our**  
**analyses.**



# our analyses.

We carried out three types of examinations to determine our significant environmental aspects (SEA): we have carried out an environmental analysis based on 3 types of examination : life cycle analysis of our products; greenhouse gas emissions calculations; and analysis of our environmental monitoring indicators.

## life cycle analysis.

Analysing the environmental impacts of our products, from their initial design to their end-of-life, allows us to identify the actual impacts and set our environmental targets. Life cycle analysis is a method used to assess the environmental impact of our products according to the following criteria: climate change, resource depletion, fine particle emissions and eutrophication.

The method we use complies with ISO 14040 and PEF (Product Environmental Footprint) version 6.3, which is the European benchmark for life cycle analyses.

## carbon footprint.

We use the GHG protocol to calculate the greenhouse gas emissions generated by all our activities (production, logistics and offices). This method identifies the activities with the greatest environmental impact.

## data analysis.

We analyse and monitor our electricity, gas and water consumption on a quarterly basis, as well as the waste produced. This monitoring is carried out for each workshop, allowing us to identify the most significant aspects that we take to be our SEAs.



study,  
understand,  
grow.



# impact.

## significant environmental aspects (SEA).

In 2023, following the actions carried out in 2022 and the updating of the environmental analysis, we now have 5 ESAS.

### directs.

Linked to the activities, products and services over which we have direct operational control.

- Electrical consumption - Injection
- Waste production - Copacking
- Plastic granules spilled outside the plant

### indirects.

Linked to stakeholders within the Group or those acting on behalf of PILOT over which we try to exert our influence.

- Greenhouse gas emissions linked to transport of pens and components
- Consumption of raw materials



**our objectives,  
actions,  
and results.**



A blue ink handwritten signature, possibly reading 'Dea', on a white background.




**improving by offering  
responsible products.**



A blue ink handwritten signature, possibly reading 'Dea', on a white background.



# 01 Analyse to improve progress.



# Life cycle analysis of our products


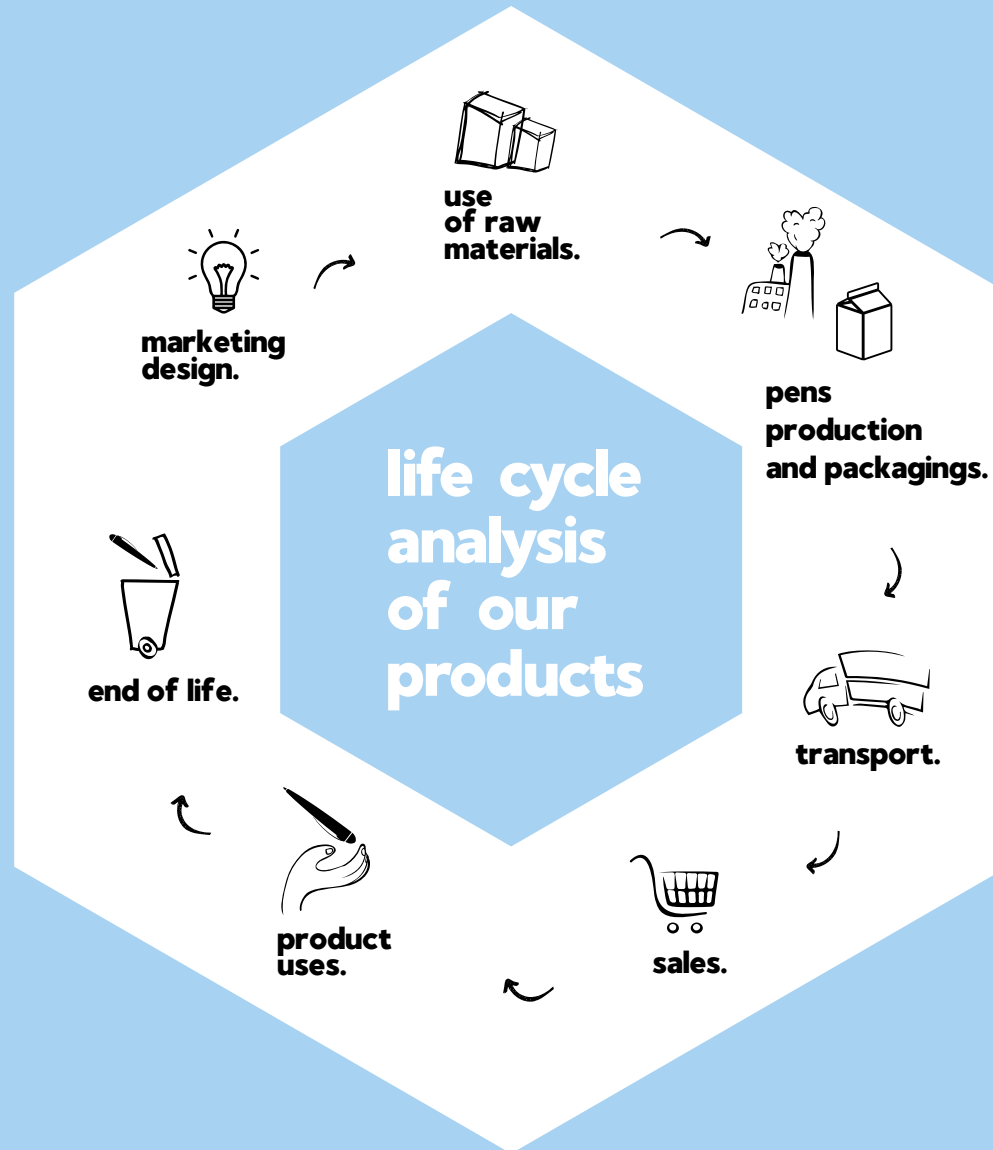
We chose Life Cycle Assessment (LCA) as indicator of environmental performance of our products because it's the only methodology recommended by the European commission to provide environmental information to customers, including carbon footprints.

It's an ideal tool to show to our customer:

- The scope of our efforts and the environmental benefits of integrating recycled material
- Their responsibility to adopt recharging as a reflex that allows up to 70% reduction in impact on climate change.

Life Cycle Assessment allow comparing different version of one product. For example, the transport and packaging stages of the product have been simplified since they are present in each of the sets being compared. This is justified since these data vary according to geography and customer demands. Only the invariants are compared. In addition, the refill packaging has been taken into account.

In 2019, we realized 25 LCA. We chose our product present in our Begreen range and the G2 and Frixion ball.



our  
choices  
constitute a  
commitment.

we have chosen to  
reduce as a priority  
the raw materials  
extraction:

Indeed the consumption of raw materials represents  
the pens and packaging life cycle's

**largest impact** (77.8%).

Pilot has chosen to reduce the extraction of raw materials  
by using recycled plastic **in pens and packaging production**,  
and by encouraging end- users **to use refills (to avoid pens  
end of life)**.



# how should we act on these choices?



## recycle.

fewer non-recycled materials to re-source materials by promoting a circular economy



## reduce.

less material needed to preserve natural resources



## refill.

less waste by extending the life of our pens



## reclaim.

reduce pollution by collecting plastic waste from the oceans

# our 4R policy.



# 02 recycle.



# taking the old and making it new.

Analyses of our products show that the use of virgin plastic materials represents the greatest environmental impact due to the depletion of fossil materials. We therefore promote the use of recycled materials.


Our Begreen label, established in 2006, indicates that a product is manufactured from at least **70% recycled plastic** of post-consumer origin, such as those in the “bottle to pen” (B2P) range (e.g. plastic water bottles), or of post-industrial origin for other products.

This rate is only a minimum, however, as the proportion of plastic in Begreen products varies between 71% and 95%.

*The percentage of recycled material is validated and based by the japanese ecolabel ECOMARK.*



**Begreen**  
is the first range  
of pens made  
from at least  
**70% recycled plastic.**



# BEGREEN



95%\*



89%\*



71%\*



77%\*




72%\*



91%\*




**\* recycled plastic, excluding consumables.**



and our two  
best-sellers are now  
made from at least  
**50%** recycled  
materials\*.



\*excluding consumables.



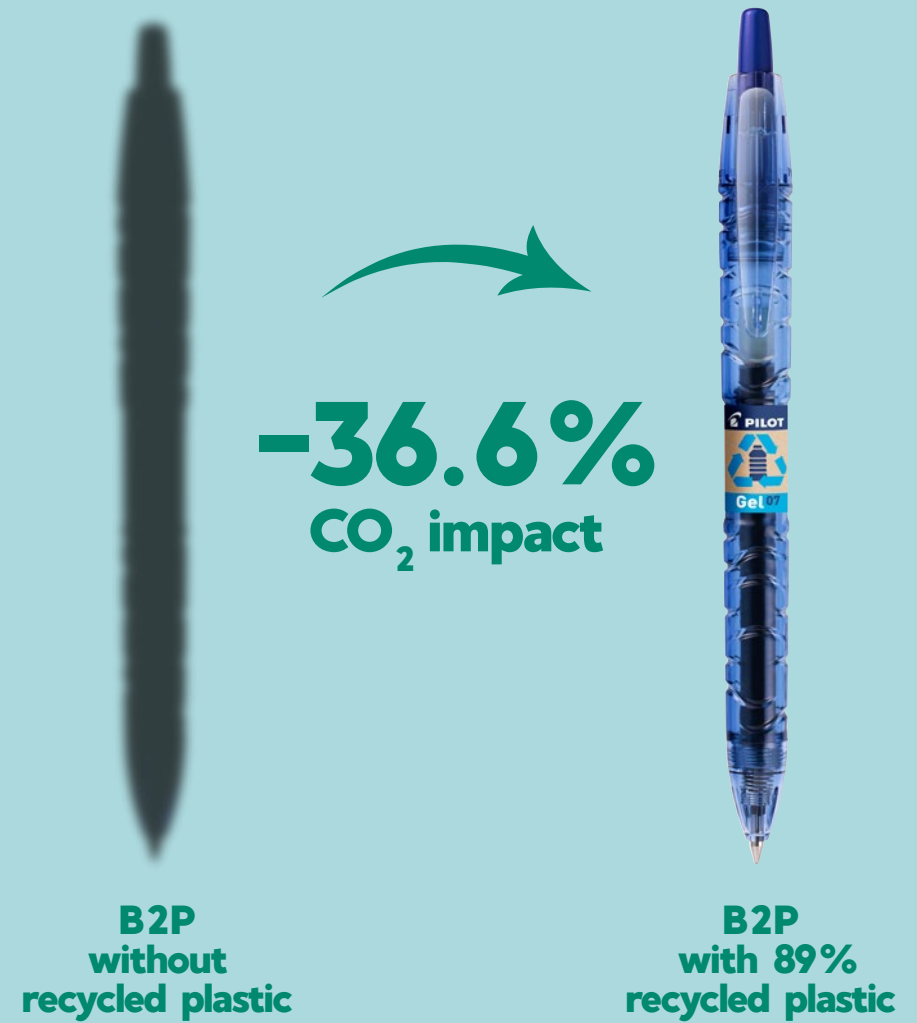




### By using recycled materials, Pilot:

- uses less raw materials of fossil origin
- helps preserve natural resources
- reduces the CO<sub>2</sub> impact of our products

#### Exemple



# CO<sub>2</sub> impact.



# use of plastic.

Since 2006, we have focused on two main areas for improvement to achieve extremely promising results in reducing environmental impacts: using recycled plastic and promoting refills.

We measure our plastic consumption annually to assess our performance. Consumption is mainly linked to our production, the volume of which varies each year. We therefore monitor changes in the ratio of our basic indicators, where relevant, to the total units produced per year in the injection, assembly and packaging workshops.

In 2018, we produced more units of virgin material than usual to respond to a commercial demand for a limited series.

In 2021, we produced more recycled plastic parts through the manufacture of the new Ecoball pen, which has 86% recycled content.

less extraction, more consideration.

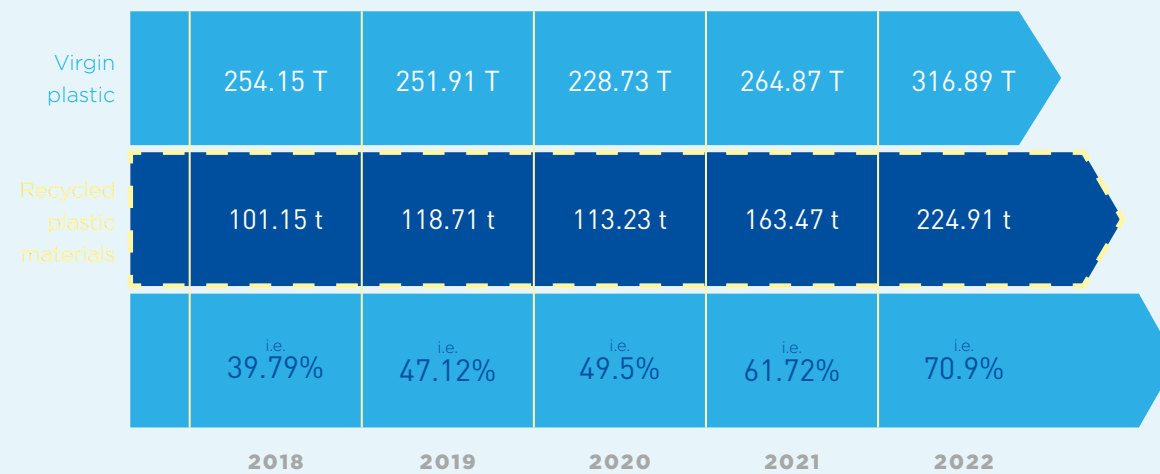


UNITS PRODUCED ON SITE PER YEAR



Units produced = number of parts injected, parts marked, number of units packaged, number of pens and refills manufactured

PLASTIC USE - TOTAL QUANTITY PER YEAR (INJECTION AND BLISTER PCE)  
(quantities in tonnes)



# virgin plastic and recycled plastic.



## action plan.


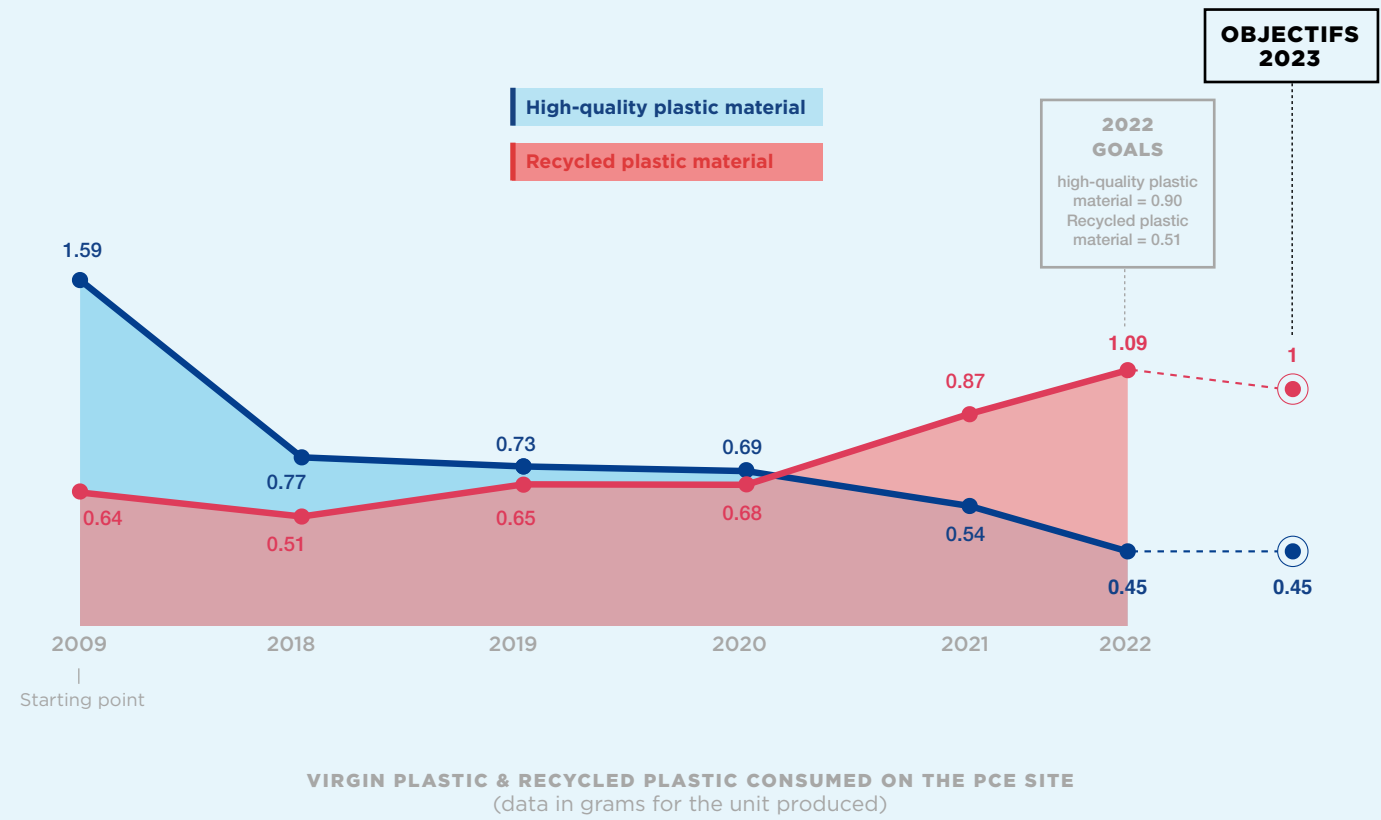
Study a new pen with recycled plastic.

Our eco-design actions have enabled us to reduce the consumption of virgin plastic in our injection and blister pack processes over the last six years. The other materials used in our processes (e.g. pen ink, grease, cardboard, paper and wood) are not significant compared to plastic use, and hence not subject to graphic analysis.

In 2021, we increased the production of our B2P range with the launch of the Ecoball on the entire European market.

In 2022, we will continue to increase in the use of recycled plastic. The increase in recycled content in G2 as well as the production of the Ecoball achieve very good results.

The 2023 target is lower than the 2022 result as the latter was particularly high. We expect 2023 to be a weaker year due to high inventories at our distributors.



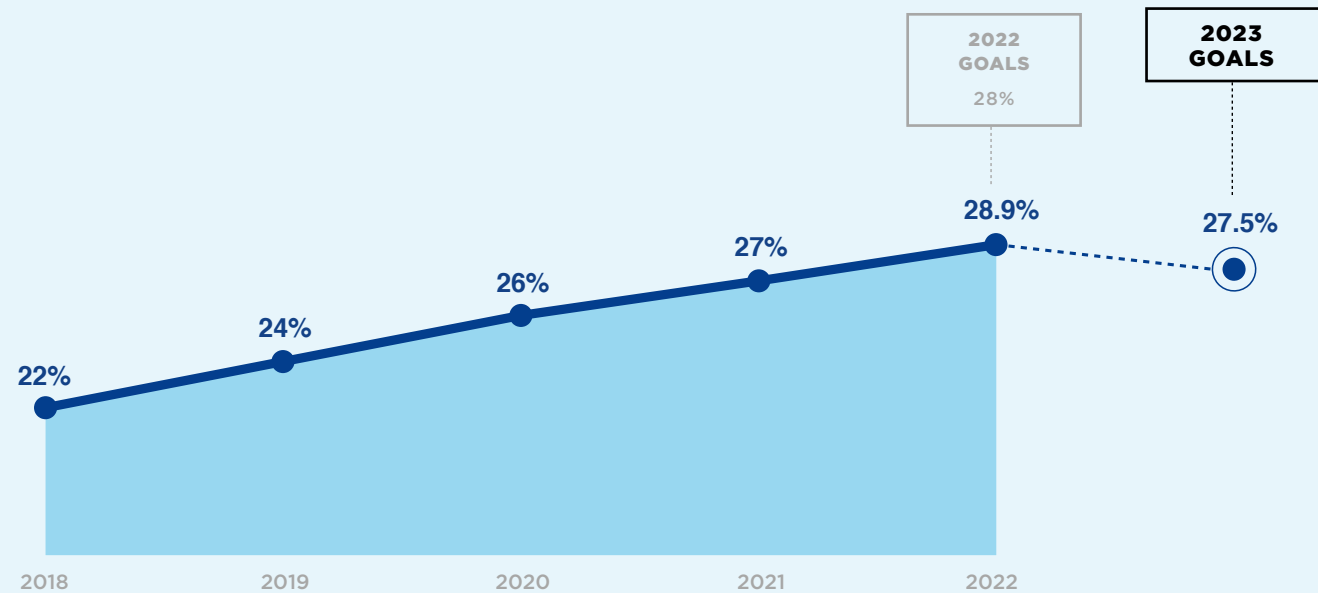
# recycled plastic sold in Europe.

At the beginning of 2011, we made a commitment to gradually increase the use of recycled plastic in the pens that we produce. Our Begreen range, which contains at least 70% recycled material, as well as the G2 and Frixion Ball made with 50% recycled material, enable us to significantly increase the sale of products incorporating recycled plastic.

In 2021, we will take into account the 50% recycled content of the Frixion Ball in the Frixion Ball, which is why we are increase in our target. We expect a slight decline in 2023 due to inventory effects at our distributors ; 2022 having been a higher year, the 2023 target is slightly lower.


## action plan

Communications actions for our Begreen product range.



RATIO OF RECYCLED PLASTIC SOLD TO TOTAL PLASTIC IN EUROPE

# 03 reduce.



# preserving natural resources.

Natural resources are becoming increasingly scarce, and their extraction has a rising environmental impact. As a manufacturer of writing instruments, we are working to reduce the use of virgin plastic in our packaging by eliminating it altogether or using recycled materials.

Pilot has been  
**reducing**  
the amount  
of **plastic** used  
in its packaging  
for many years.




# using plastic in our packaging.

Since 2010, we have been working to reduce the plastic used in our packaging. A change in our blister pack system allowed us to reduce the amount of plastic used by more than 80% between 2010 and 2018. At the same time, we have changed our plastic sourcing so that our blister packs are made of between 60% and 80% recycled plastic.

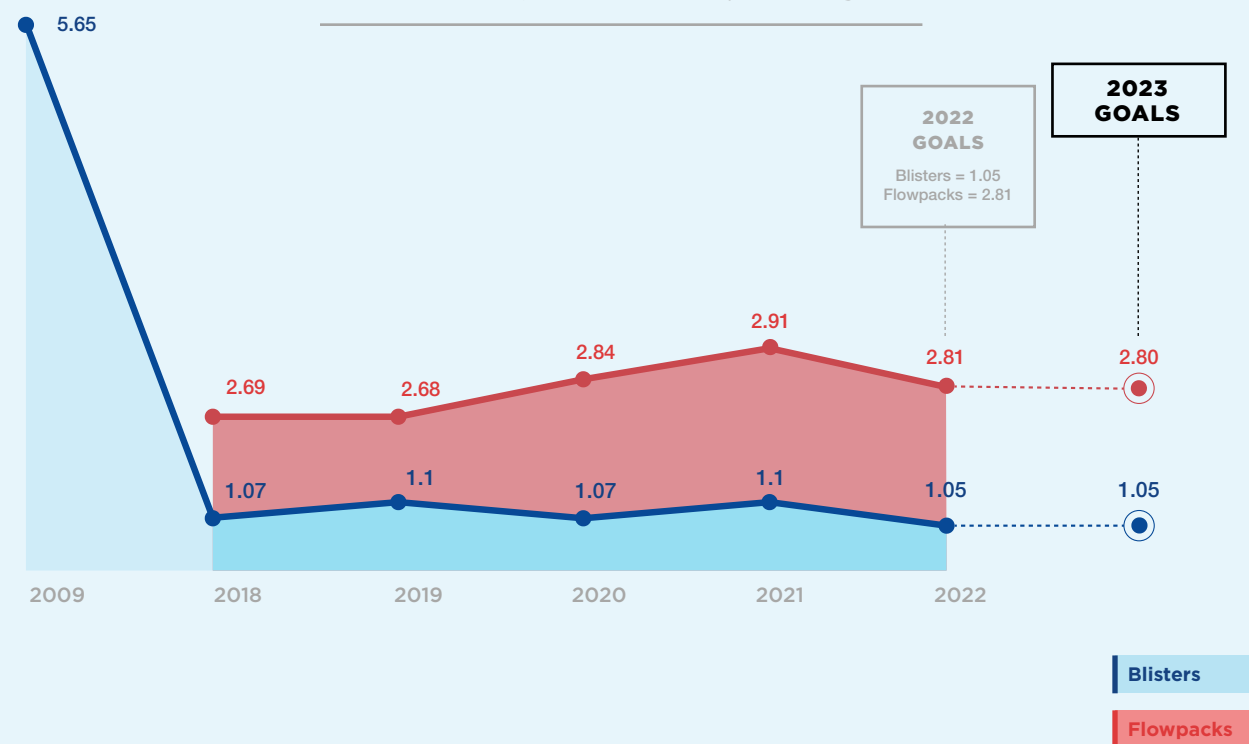
Our results have stabilised since 2015. In 2021, we replaced plastic blister packs by cardboard blisters for our Begreen range. Flowpacks are now made from 100% FSC-certified or PEFC-certified paper.

## action plan

Optimization of packaging to reduce material used.



QUANTITY OF PLASTIC MATERIALS USED IN OUR BLISTER PACKS AND FLOWPACKS, PER PEN (data expressed in grams)



# 04 refill.



A handwritten signature in blue ink that reads "Dea". The signature is written on a white background.




# extend the life of our pens.

Refill your pens instead of throwing them away.

PILOT offers our users the opportunity to refill their pens to reduce their CO<sub>2</sub> impact.



more than 60%  
of our products  
are refillable.





the rubbish bin can wait.

By refilling our pens, end users reduce the CO<sub>2</sub> impact.

Example




4 Frixion Ball single use

-62% CO<sub>2</sub> impact



1 Frixion Ball refilled 3 times



# change the refill, keep the pen body.

As a manufacturer, it is our duty to communicate to users so that they can consume our products responsibly!

Sales of refills for products covered in the media are increasing, and we plan to grow these even further.

In 2020, the COVID crisis impacted our sales of refills and more particularly of marker refills, sold in marker refills, which were sold mainly in BtB.

2022 was a very good year, showing that our communication about the benefits of recharging is working.

## action plan

Creation of commercial refills + pens to encourage the reuse of our products before they are thrown away.

Performing LCAs to inform our consumers about the benefits of pen refills.



REFILL UNITS SOLD BY PCE


2018	2019	2020	2021	2022	Objectif 2023
72 811 959	72 432 920	71 434 395	77 834 425	81 569 008	85 151 106
				Objectif 2022 : 80 190 887	
5 031 963	6 766 826	5 602 933	8 000 253	8 464 597	8 584 993
				Objectif 2022 : 7 448 869	

Erasable ink

Liquid marker ink



# 05 reclaim.



# reduce plastic pollution in the oceans.




Our B2P line (Gel and Ecoball) incorporates ocean plastics added to recycled PET. This plastic is recovered by our partner TerraCycle, a world leader in the collection and reuse of non-recyclable waste.



**improving** by minimising  
the impact of our activities.

*Sea*

# 06 compensated carbon.



Sea

# contribute to climate protection.

Pilot has been committed to reducing its carbon footprint for years. Since 2021, the CO2 emissions of all the pens manufactured in the European PILOT factory based in Allonzier-la-Caille (74) in France are compensated.

To compensate its CO2 emissions, Pilot, in partnership with Climate Partner, has decided to support and finance the double project « Clean Oceans Plastic Bank Worldwide ».

One of the objectives is to protect the oceans from plastic pollution.



In 2022, 1.774MWh of electricity was generated and 647 000 bottles were collected for a total of 1 456 824 Kg of CO2 offset.

 **CO<sub>2</sub> compensated**  
Product  
ClimatePartner.com/16545-2110-1002





# 07 indicators.



# indicators.

All the indicators in the Environmental Declaration relate to the Pilot Corporation of Europe site. Pilot is engaged in monitoring, evaluating and complying with environmental regulations.

Pilot complies with all applicable regulations.

The 2020 results are generally good but not representative of a normal year because of the the health crisis (COVID19). In 2022, we are not affected by the Sector Reference Documents listing the best environmental practices.



	Average of the 1 <sup>st</sup> cycle 2011-2013	Average of the 2 <sup>nd</sup> cycle 2014-2016	Average of the 3 <sup>rd</sup> cycle 2017-2021	Evolution of the 1 <sup>st</sup> cycle to 3 <sup>rd</sup> cycle	2022 Results
SME implementation rate	85.97	93.83	95	+9%	95
Percentage of preventive actions	31.12	41.44	59.6	+47%	59.6
Plastic consumption at the factory / Unit Produced (g)	1.65	1.27	1.4	-16%	1.4
Quantity of recycled plastic sold in Europe (T)	168.04	215.31	364	+54%	364
Quantity of plastic used in blister packs (g)	1.63	1.03	1.1	-48%	1.1
Power consumption / Unit produced (kWh)	15.58	11.65	10.09	-54%	10.09
Gas consumption / m <sup>2</sup> heated (kWh/m <sup>2</sup> )	264.55	158.82	145.91	-81%	145.91
Water consumption per employee (m <sup>3</sup> /FTE/year)	4.28	3.61	3.98	+7%	3.98
Waste / Unit produced (g)	1.39	1.20	1.37	+1.4%	1.37
Greenhouse gas emissions (Gr eqCO <sup>2</sup> )	109.01	76.47	82.47	-32.2 %	82.47



All our indicators have improved during the three previous certification cycles. This proves that our environmental management system is effective and that all our actions over the last decade have enabled us to reduce our impacts.

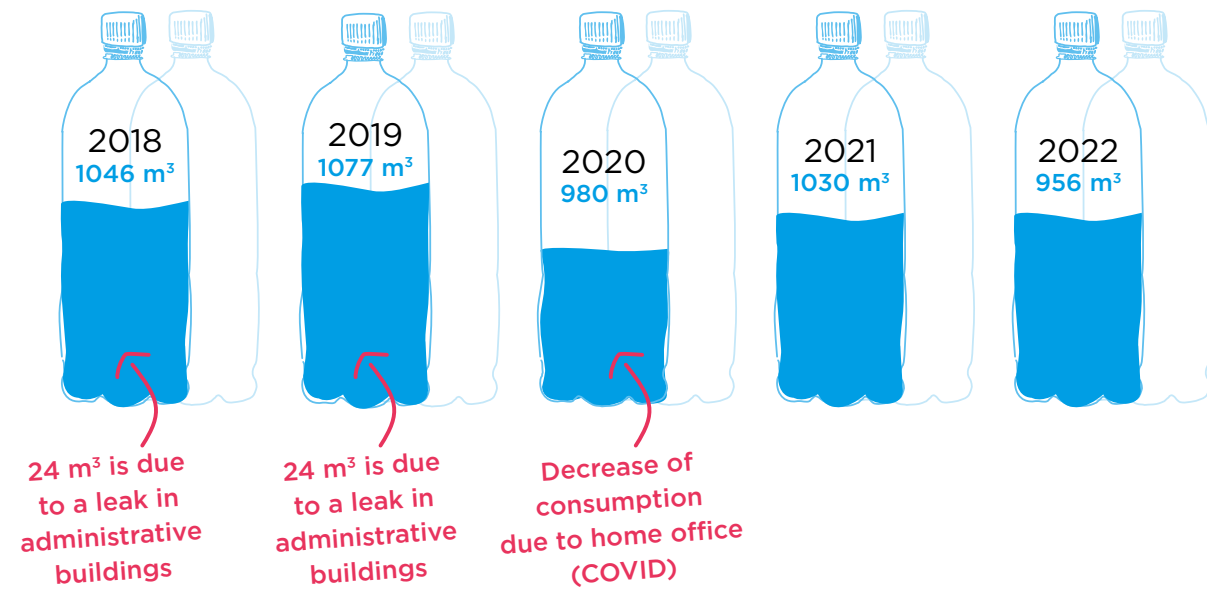

We are following ICPE regulations, subject to declaration for the section 1530 (deposits of paper, cardboard or combustible materials), 2662 (storage of polymers) and 2663 (storage of tires and products composed of at least 50% polymers) as well as to local regulations such as the PLU of Allonzier-la-Caille.

# 08 water.



# more water for nature.

Water use in our production processes is not significant. It is used mainly in sanitary facilities and in our fire prevention system. Our focus is hence now on water consumption per full-time equivalent employee (FTE), of which:



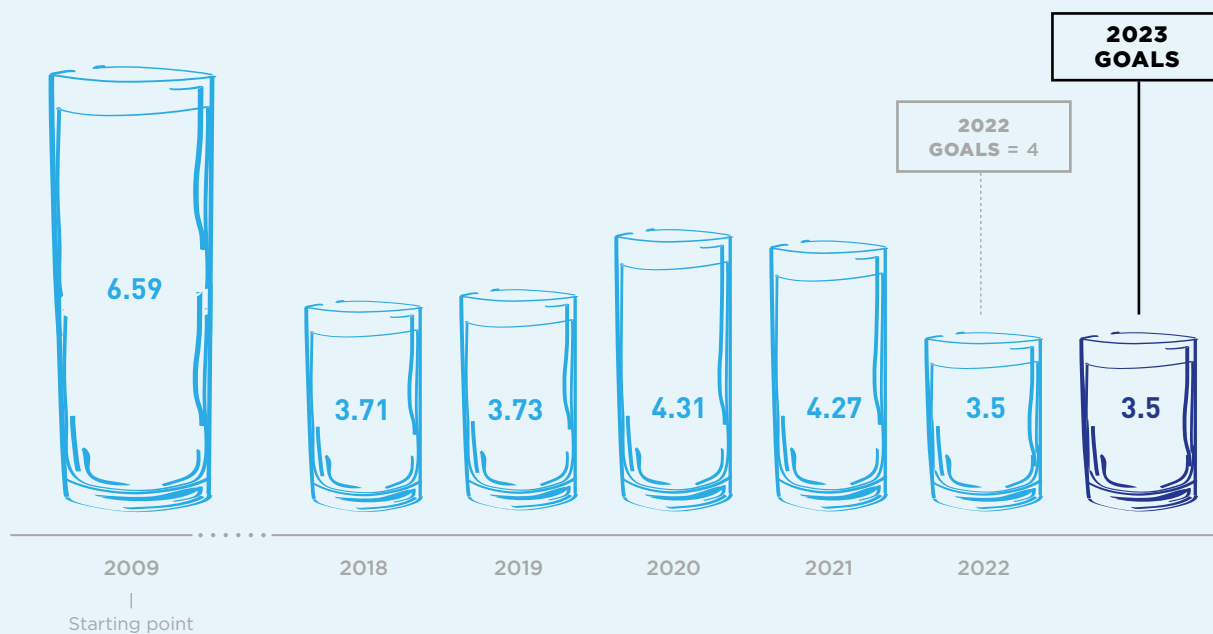
## action plan.

Daily monitoring of our consumption to detect leaks more quickly.



# water per employee.


VOLUME OF WATER CONSUMED PER EMPLOYEE (m<sup>3</sup>/FTE)



At the beginning of 2011, we committed to gradually reducing our water consumption. By end-2017, the installation of water savers and automatic taps, staff awareness-raising about good environmental practices, and investment in a rainwater recovery tank enabled us to reduce our water consumption by 40.9% per FTE compared to 2010. Our results have been stable for several years.

In 2020 we increased our consumption due to health regulations against COVID19. For 2021, the sanitary will still be in place, so we are setting a target of 4m<sup>3</sup> per FTE.

In 2021 we had several leaks in the sanitary facilities. We have therefore set up a daily monitoring as well as preventive maintenance on the equipment.



# sprinkler.

In 2013, we coupled our new sprinkler system with the old network. This enabled us to optimise our consumption linked to regulatory tests for our entire network.

Our sprinkler consumption remains stable. Any variations are directly linked to maintenance work. Every six years, periodic maintenance of our sprinkler water tanks leads to an increase in our water consumption. Maintenance work requires that we empty the entire system, which explains the situation in 2015.

In 2018 and 2019 we made changes to our storage areas, which led to an increase in our consumption.

In 2021, the cleaning of the sprinkler tank was done with a solution to avoid emptying it completely.

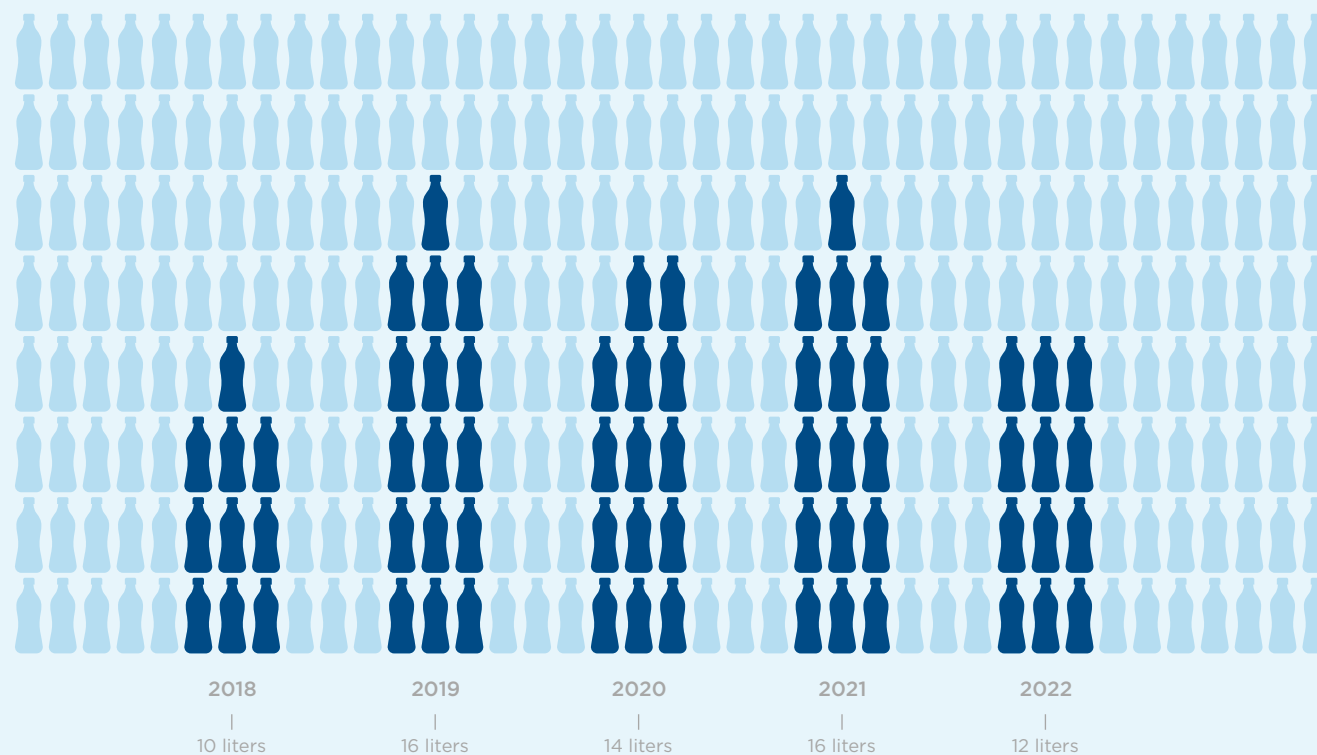
## What is a sprinkler?

A sprinkler is sometimes called a water-operated sprinkler system, fire extinguisher, or fire sprinkler.

This device detects excess heat and automatically spreads water during a fire to protect facilities and the surrounding environment.



WATER CONSUMPTION / SPRINKLER  
(liters per linear metre)



# 09 energy.



Sea

more energy  
to innovate.

## Energy efficiency is one of our priorities.

The only energy we expend with impunity is on coming up with innovative ideas to reduce our impact, such as recycled and refillable technologies.

Gas is used only for heating buildings, so its consumption varies from year to year. The results are directly related to weather conditions. Electricity consumption increased in 2013 due to the introduction of a new 5,000 m<sup>2</sup> logistics platform. Our investment policy to replace certain energy-consuming equipment has led electricity consumption to decrease since 2014.

In 2019, the share of renewable energy decreased following a contract financially negotiated with a new service provider guaranteeing us 50% green electricity. In 2022, we have a new 100% renewables energy contract.

PCE SITE CONSUMPTION

	- 2018 - 3,799,156 KWh	- 2019 - 3,846,685 KWh	- 2020 - 3,411,071 KWh	- 2021 - 3,485,996 KWh	- 2022 - 3,510,759 KWh
electricity	2,001,576 KWh	1,904,653 KWh	1,728,803 KWh	1,780,594 KWh	1,938,564 KWh
	+	+	+	+	+
gaz	1,797,580 KWh	1,942,032 KWh	1,682,268 KWh	1,715,402 KWh	1,572,195 KWh
	+	+	+	+	+
renewable energies	100% FROM REVEWABLE ENERGIES = 2,001,576 KWh	50% FROM REVEWABLE ENERGIES = 1,904,653 KWh	50% FROM REVEWABLE ENERGIES = 864,401 KWh	50% FROM REVEWABLE ENERGIES = 890,297 KWh	100% FROM REVEWABLE ENERGIES = 1,938,564 KWh





# gas.

As gas is used only for heating, we have decided to monitor this consumption per square metre heated. We therefore monitor two separate graphs (gas and electricity).


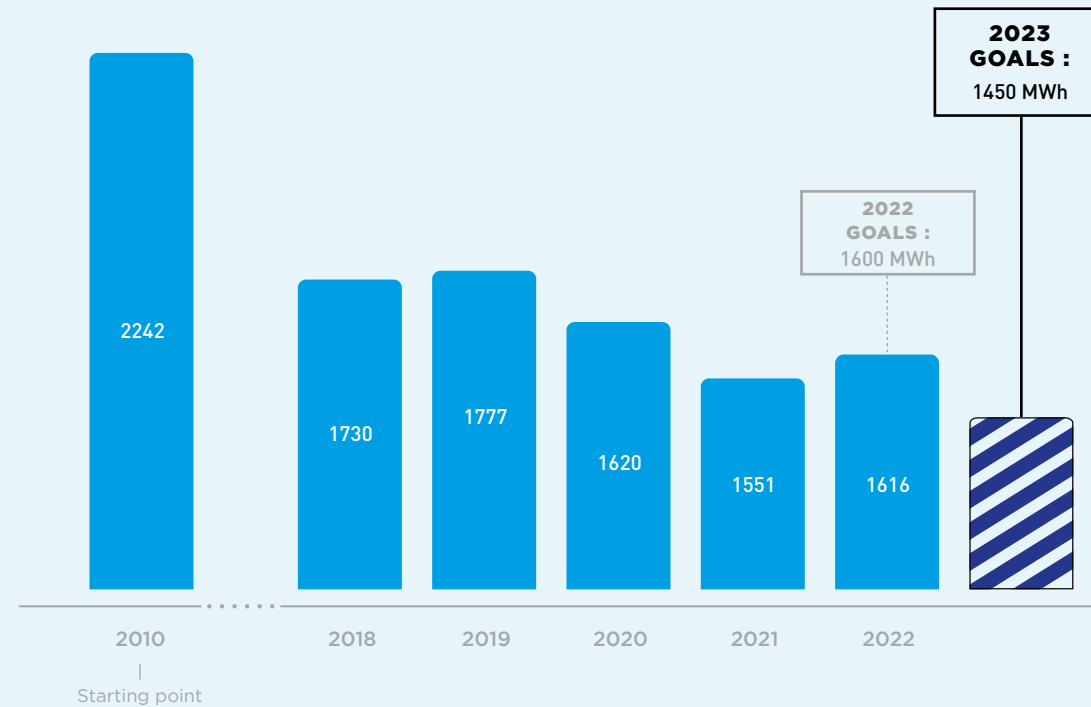
At the beginning of 2011, we committed to reducing our gas consumption compared to 2010. We were able to achieve this goal by insulating part of our workshops, raising awareness among our staff about good environmental practices, and investing in an air source heat pump for our new logistics platform.

By the end of 2022, we will have replaced the gas-fired heating system in the administrative buildings with an electric system. We expect to save around 10% on gas consumption.

## action plan.

Installation of a centralized technical management system to optimize heating and air conditioning.

GAS CONSUMPTION AT CONSTANT CLIMATE (kWh/m<sup>2</sup>)



# electricity.

Since 2010, we have made a commitment to reducing our electricity consumption. Following two consecutive years of increases (2012 and 2013) due to the integration of new premises, we saw a fall in our consumption after removing some equipment and replacing it with more energy-efficient alternatives.

A new contract in 2019 saw our share of green electricity return to 50% of our consumption. We slightly increased our consumption per unit produced due to the production of Set2Go (reusable packaging from 100% recycled material) which requires more energy to produce than the components for manufacturing our pens.

In 2021 we reached our objective thanks to a strong production and a controlled electricity consumption.

For 2023, we anticipate a slight increase in electricity consumption due to the replacement of the gas boiler by an electric system.

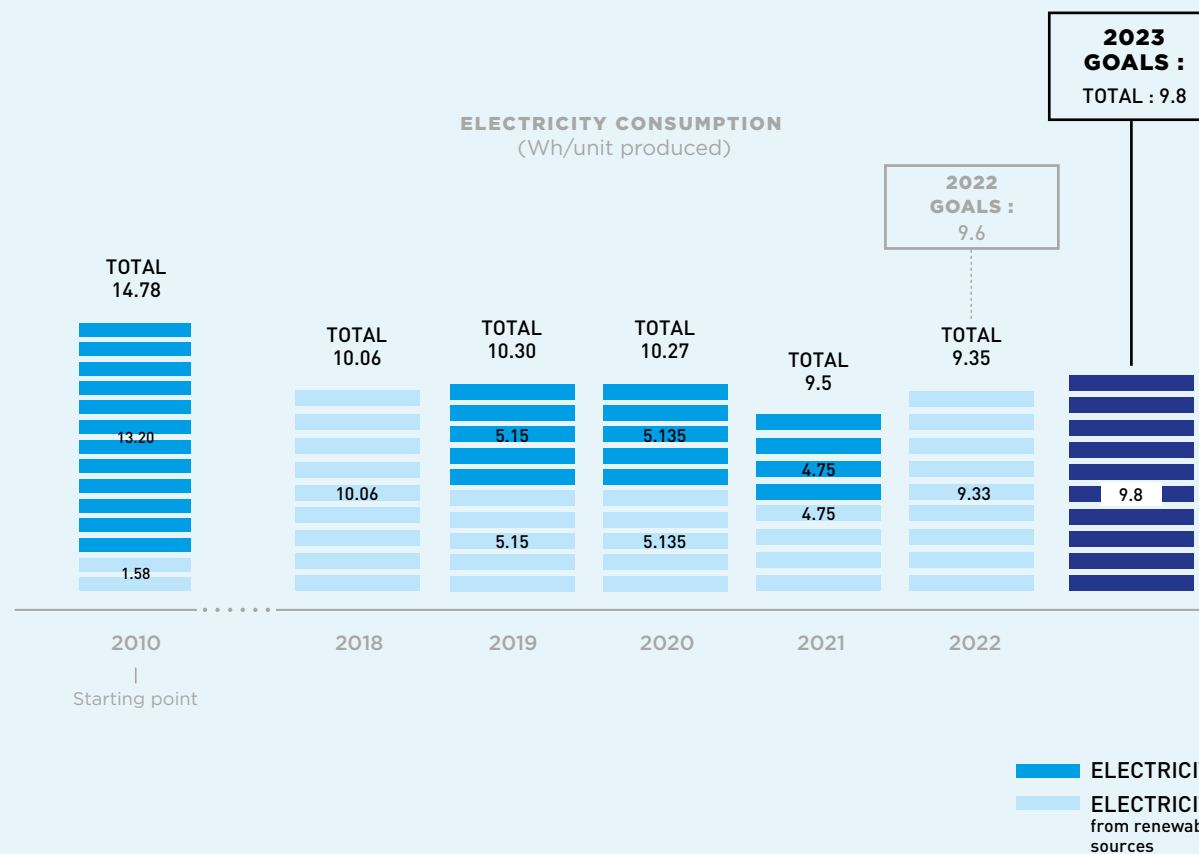
## action plan.

Investment in building renovation.



Replacement of lights in workshops and offices.



**ELECTRICITY CONSUMPTION**  
(Wh/unit produced)



# 10 waste.



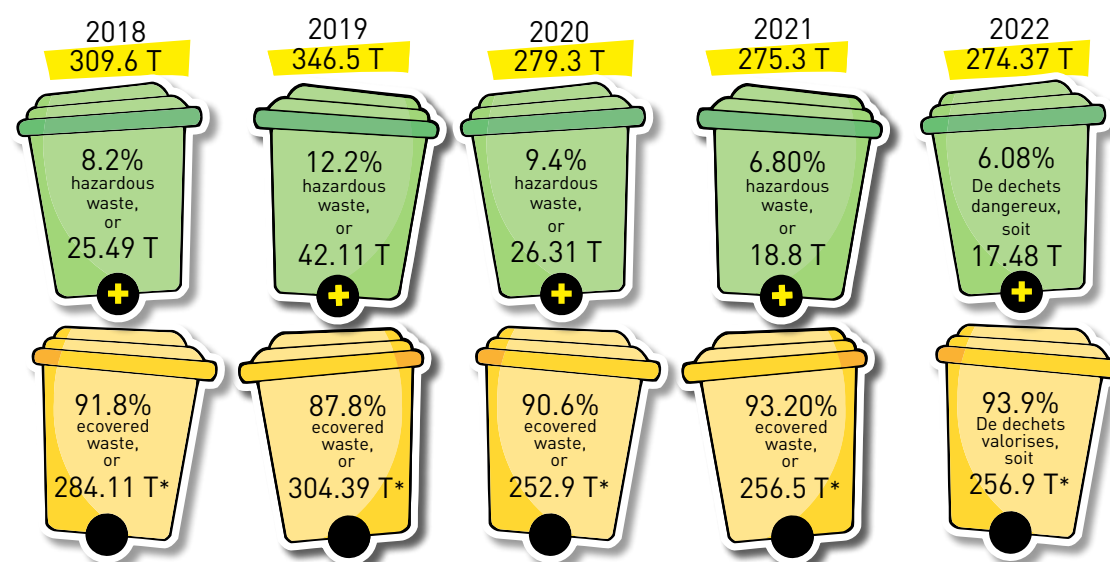
# recovering waste to preserve resources.

# waste.

Increasing the share of recovered waste in our production while reducing our quantity of waste generated per unit produced, without ever losing sight of the pleasure and comfort that comes from writing with a high-quality pen. The amount of hazardous waste increased in 2019 due to the production of a time-limited special series.



WASTE GENERATION - TOTAL QUANTITY PER YEAR  
(quantities in tonnes)



# waste.

Since 2012, following a successful collaboration with our waste contractors, we have carefully sorted our waste. In 2018, this resulted in a recovery rate of 85.2%.

The marketing tool created to support our offers, which meets a market need, has generated an increase in our cardboard and non-hazardous industrial waste. The production of limited editions has significantly increased our hazardous waste and our waste from products delisted in 2019. A campaign to destroy administrative records is behind the increase in our non-hazardous waste.

Our waste recycling rate fell by 10% in 2019 due to the temporary stoppage of a recycling channel by our supplier due to a lack of profitability.


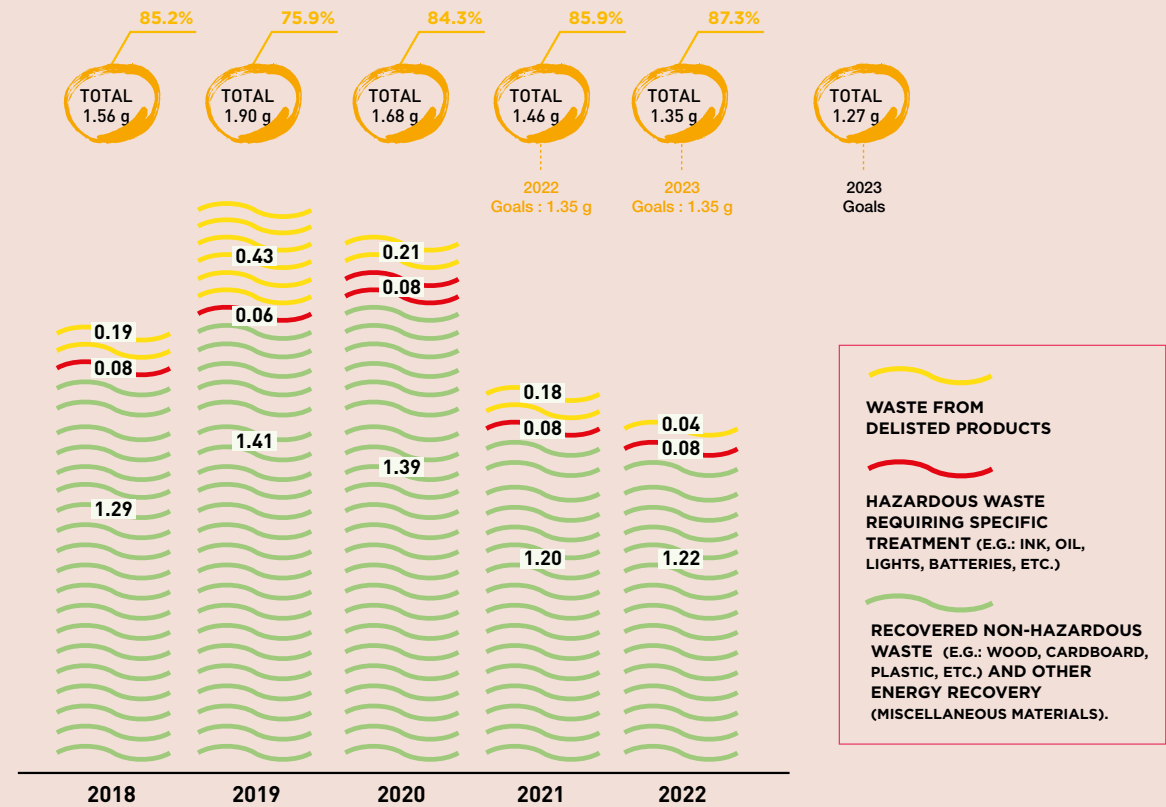
In 2021 and 2022, we'll be back to waste quantities closer to our objectives and expectations targets thanks to increased and monitoring.

## action plan.




Upstream work on launching a new range, optimising our processes and developing collaborative tools.



QUANTITY OF WASTE PER UNIT PRODUCED (in grams)




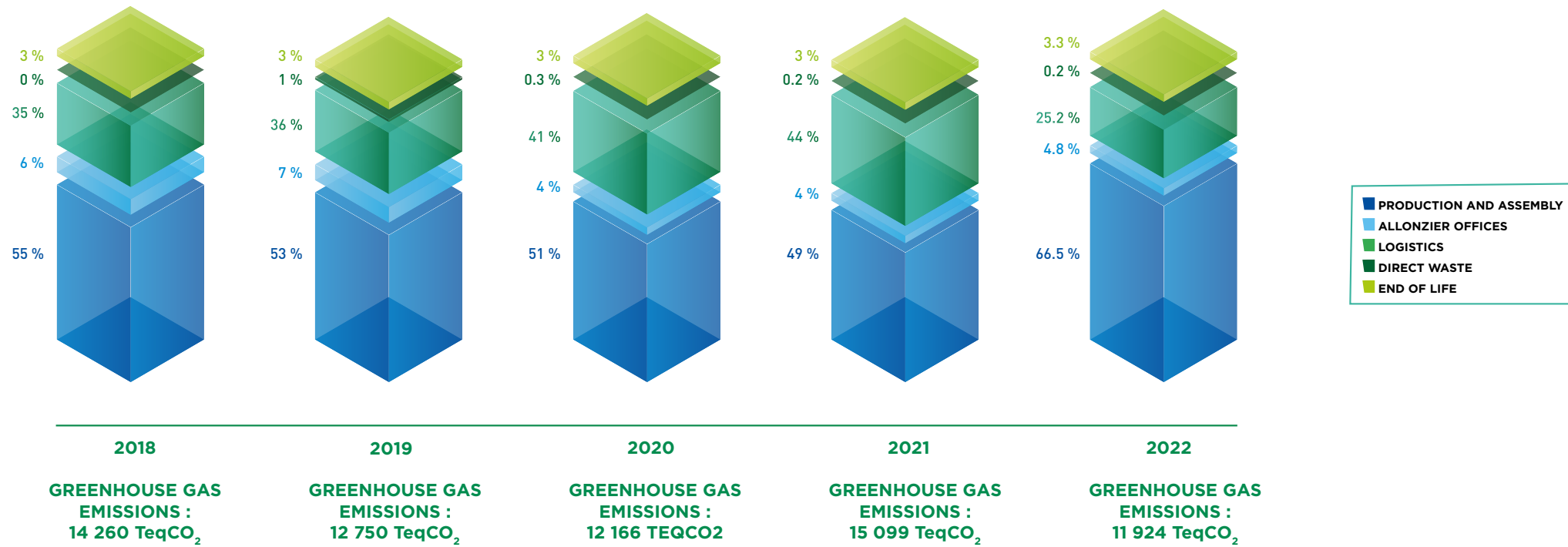
# 11 emissions.





# our mission: fewer emissions.

CO<sub>2</sub> EQUIVALENT TONNES DIVIDED UNITS SOLD (TeqCO<sub>2</sub>)



# CO<sub>2</sub> emissions.

The carbon footprint calculation is used to analyse the different CO<sub>2</sub> emission flows.

Stabilisation remains our goal. In 2018, however, we saw a strong increase due to the air flight required for the launch of new products and limited editions. This is now a watch point that we are working on, as aviation is our largest source of CO<sub>2</sub> emissions. In 2019, we returned to our typical emissions level, with a rate of 75.93 gr/per unit sold.

NOx emissions are essentially linked to the heating of the premises, and CO<sub>2</sub> emissions are linked to our marking process. These emissions are taken into account in our greenhouse gas emissions calculations.


In 2021, the COVID crisis and customer constraints have forced us to use air transport which has greatly increased our CO<sub>2</sub> emissions.

In 2022 we will achieve a very good result with less than 80gr CO<sub>2</sub> per unit produced thanks to high production levels and efforts made on our supply chain.

## action plan.

Define a target of reducing our CO<sub>2</sub> emissions.

Analyze the causes of the air share to reduce it.



## Greenhouse gas emissions monitoring:

**2018 :** 14 260 Teq CO<sub>2</sub> au global soit 87,89 gr.eq.CO<sub>2</sub> / unité vendue  
Measurements carried out internally using the ADEME1 method.

**2019 :** 12 750 Teq CO<sub>2</sub> au global soit 75,93 gr.eq.CO<sub>2</sub> / unité vendue  
Measurements carried out internally using the ADEME1 method.


**2020 :** 12 166 Teq CO<sub>2</sub> au global soit 89,23 gr.eq.CO<sub>2</sub> / unité vendue  
Measurements carried out internally using the ADEME1 method.

**2021 :** 15 099 Teq CO<sub>2</sub> au global soit 89,23 gr.eq.CO<sub>2</sub> / unité vendue  
Measurements carried out internally using the ADEME1 method.

2022 Goals  
85gr.eq.CO<sub>2</sub> /  
unit sold



**2022 :** 11 924 Teq CO<sub>2</sub> au global soit 72,6 gr.eq.CO<sub>2</sub> / unité vendue  
Measurements carried out internally using the ADEME1 method.

**2023 GOALS :** 11 500 Teq CO<sub>2</sub> overall, or 80 gr.eq.CO<sub>2</sub> / unit sold  
Measurements carried out internally using the ADEME1 method.





# 12 material flows.



# mass flow.

The annual mass flow of material passing through our Allonzier site is calculated using carbon footprint figures. We take into account the most important materials circulating on our site (i.e. plastic, cardboard, wood, inks and paper). Overall, there are no significant changes to report. There was less plastic in 2019, linked to lower production. Increased production in 2021 and 2022, explains the increase in the quantity of plastic and ink transiting through the PCE site.

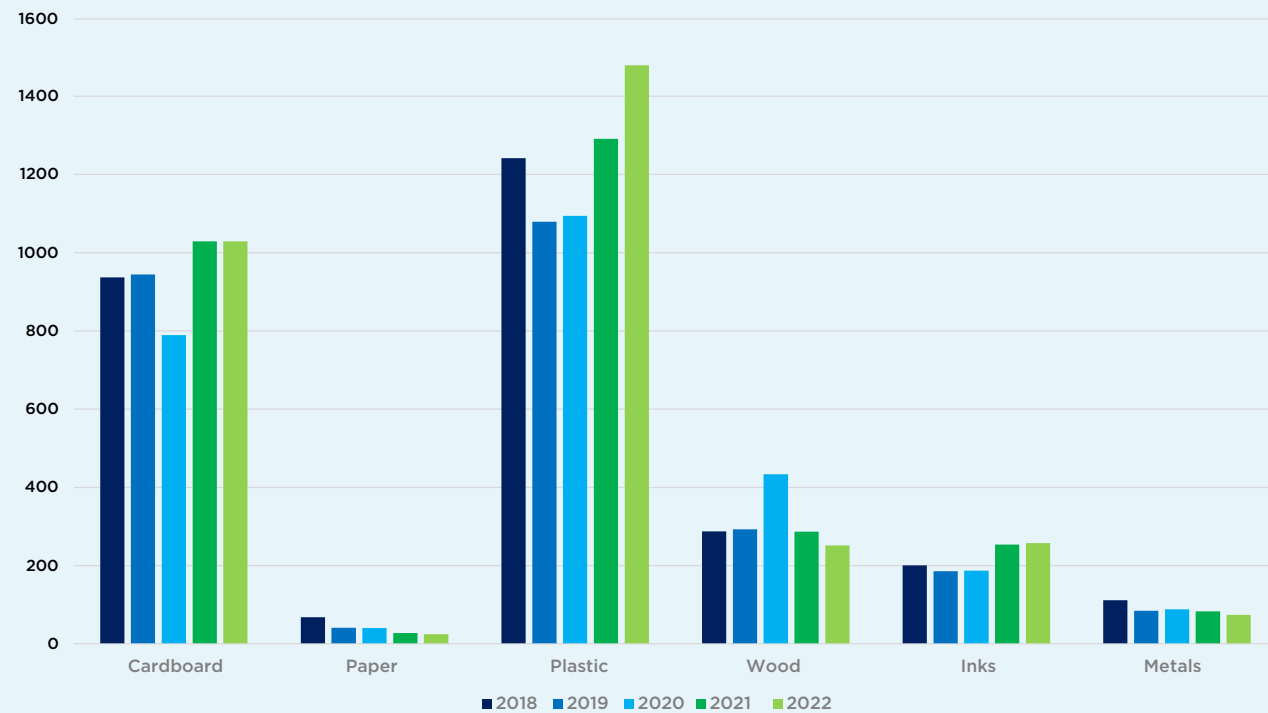
## action plan.

New monitoring indicator since 2019.



study the replacement of plastic in our packaging.



FLOW OF MATERIALS PASSING THROUGH THE PCE SITE (in tonnes)



# 13 flora and fauna, biodiversity.







# flora and fauna, biodiversity.

The geographical zone in which we are located is a site dedicated to industrial activities, which it is not a specific habitat for fauna and flora. It should be noted that our site ratio of 0.41 is stable and lower than the 0.60 permitted under local planning and development policies (building area compared to global area (11 601m<sup>2</sup> / 28 000m<sup>2</sup>, or 0.41). This result is stable from 3 years.

Green spaces currently occupy a total area of 8 712m<sup>2</sup> / 28 000m<sup>2</sup> representing a site ratio of 0.31.

All the green spaces are maintained without the use of phytosanitary products by an ESAT (establishment and work assistance service).



**our  
communication.**






A blue ink handwritten signature, possibly reading 'Dea', on a white background.

**Improve by raising awareness  
among our employees,  
stakeholders and consumers.**



A blue ink handwritten signature, possibly reading 'Dea', on a white background.

# 01 our employees.




# involving our employees.

Our Environmental Management System includes steps that enable us to check that each member of the company follows it to the letter. Our management reviews (step 7) enable us to ensure that the goals and programmes set out in our environmental policy are applied, monitored, regularly updated and communicated to all staff. A company-wide environmental vision only makes sense if it is shared by everyone.

100% of PCE staff are made aware of our environmental approach by managers as part of their onboarding process. These awareness-raising actions are covered in more detail in the training modules provided by the HSE department in the months following onboarding and over a three-year cycle. Dedicated information materials are distributed to staff and continually updated.

**100%**  
of our employees  
are committed to  
our environmental  
approach.



Sea



each employee is both **committed** to and **responsible** for our environmental approach, as it involves all the teams.



# actions.


**Practical measures implemented include:**

- Creating an environmental training tool for new employees.
- Drawing up and monitoring an annual training schedule for emergency situations.
- Distributing a quarterly QSE newsletter.
- Periodic internal audits of our environmental management system.
- Systematic monitoring of corrective actions following accidents/incidents.
- The development of our improvement actions system is driven, among others, by staff proposals.

**Our commitment criteria are:**

- Proposal rate dynamic.
- Presentation by managers of at least one individual environmental objective.
- Bonuses linked to environmental performance targets.

# 02 our stakeholders.



# Involving our stakeholders.



Involving our stakeholders in our environmental approach is an important commitment for PCE. Stakeholders comprise mainly our subsidiaries, our customers, our service providers and suppliers... all the players affected by the company's activities and which affect PILOT. We encourage them to speak up, while assessing their environmental requirements every three years and attempting to respond as conscientiously as possible.

These exchanges with our stakeholders enable everyone to improve these environmental performances.

## action plan.

Implementation of the responsible purchasing approach.

Training to the sustainable purchase.



# Involving our service providers

For several years, we have been integrating our suppliers and service providers into our management system to encourage as many people as possible to follow this environmental approach.


A sustainable purchasing charter is signed by all suppliers. We hence work with partners who share our values and beliefs.

involving our service providers and suppliers in our journey.



A handwritten signature in blue ink, appearing to read 'Dea', is located in the bottom left corner of the page. The signature is fluid and stylized, with a long horizontal stroke extending to the right.

# 03 our consumers.



# Involving our consumers.

Consumers are becoming increasingly aware of the fact that we only have one planet. They are more sensitive to environmental issues than in the past, and their attitudes are changing.

The lifespan of our products is not only in our hands. Consumers have an especially important role to play in the life cycle of our pens.

As a manufacturer, however, we also have a big role to play. Our mission: To communicate about the recyclable, refillable nature of our products, and the reduced levels of plastic in our packaging, so that end consumers improve their consumption habits and feel involved in respecting the environment. This is one of our priority goals in the coming years.

writing a new story for the planet together.



highlight the environmental benefits of our products.



As a tool for expression, freedom and progress, PILOT pens are also the best way to declare our love for nature and the planet.

«Write your world»...  
A new brand signature that evokes the freedom to both “write your own world” and to influence something that is common to us all, and which we must protect, preserve and respect...



### communication.

Our revamped communication enables us to **further highlight the environmental benefits of our products.** It focuses on recycled material and the option to refill, as well as on verified data providing consumers with objective information on the CO<sub>2</sub> savings made by using our pens and refills.




### in stores.

The range of **100% cardboard blister** packs for supermarkets will allow us to highlight our environmental ranges, while meeting distributors' increasing requirement to reduce plastic in packaging. For professionals, we have created **Greenpacks**: ready-to-use packaging combining pens and refills. A set of **dedicated displays** will also make our products more visible and attractive in retail stores.



### medias.

There is also a **series of films** for television and social media, the protagonists of which are the refills of our pens.



# Validation declaration

## Community Eco-Management and Audit Scheme (EMAS)

### VINÇOTTE nv

Jan Olieslagerslaan 35, 1800 Vilvoorde, Belgium

Based on an audit of the organisation, visits of its site, interviews with its staff, and the examination of the documentation, the data and the information, documented in the verification report N° 61177044, VINÇOTTE nv declares, in its capacity as environmental EMAS verifier with registration number BE-V-0016, accredited for the scope 1, 10, 11, 13, 16, 18, 19, 20 (excl. 20.51), 21, 22, 23, 24, 25, 26, 27, 28, 29, 30.2, 30.9, 31, 32, 33, 35, 36, 37, 38, 39, 41, 42, 43, 45, 46, 47, 49, 50, 52, 53, 55, 56, 58, 59, 60, 62, 63, 70, 71, 72, 73, 74, 79, 80, 81, 82, , 84, 85, 86, 87, 88, 90, 93, 94, 95, 96, 99 (NACE-code), to have verified whether the whole organisation as indicated in the environmental statement year 2023:of the organisation

**Pilot Corporation of Europe** with registration number **FR-000068**

located at **PAE de la Caille**  
**74350 Allonzier La Caille**  
**France**

and used for:

***Injection, assembly, packaging, marketing and distribution for PILOT pens on European market.***

Meet all requirements of Regulation (EC) No 1221/2009 on the voluntary participation by organisations in a Community eco-management and audit scheme (EMAS), as amended by Regulations (EU) 2017/1505 and (EU) 2018/2026.

By signing this declaration, I declare that:

- The verification and validation has been carried out in full compliance with the requirements of Regulation (EC) No 1221/2009 amended by Regulations (EU) No 2017/1505 and (EU) 2018/2026;
- The outcome of the verification and validation confirms that there is no evidence of non-compliance with applicable legal requirements relating to the environment
- The data and information of the environmental statement year 2023 of the organisation reflect a reliable, credible and correct image of all the organisation activities, within the scope mentioned in the environmental statement.

This document is not equivalent to EMAS registration. EMAS registration can only be granted by a Competent Body under Regulation (EC) No 1221/2009 amended by Regulations (EU) No 2017/1505 and (EU) 2018/2026. This document shall not be used as a standalone piece of public communication.

Declaration number: 23 EA 123  
Date of issue: December 22, 2023



For the environmental verifier:

Eric Louys  
Chairman Certification Commission





**write  
your  
world**



**Pilot Corporation of Europe**  
PAE de la Caille 74 350 Allonzier La caille France

**EMAS Manager - Patrice DOMEUR**  
qse@piloteurope.com - 0450083300

Activity: Wholesale (4649Z)  
Next update of the Environmental : October 2024  
and complete update in October 2026

The statement is available in French and English on the  
Pilot Corporation of Europe website.

